












TRIALS.NZ HOW TO: Provide Results

Providing results is easy! Just go to www.trials.nz and find [contact us](#) in the menu at the top of the webpage, let me know that you would like to get set up to provide results to be displayed, Ill give you everything you need to do so.

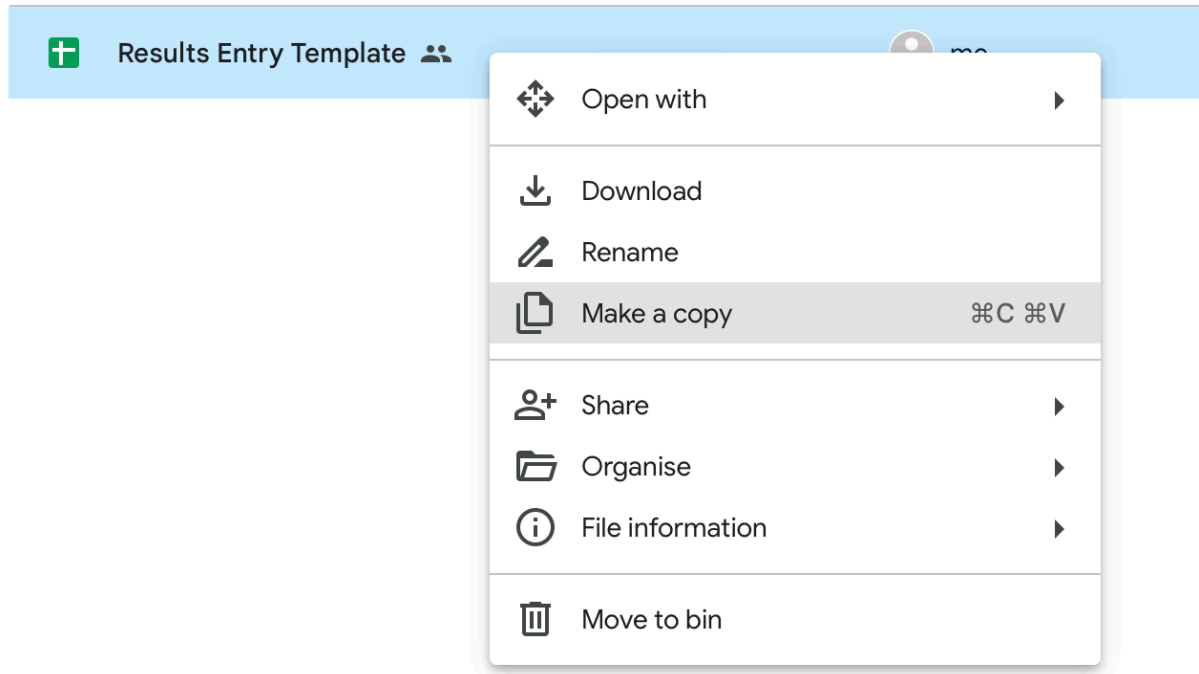
If you're already set up and need to know what to do, then follow the walkthrough below.



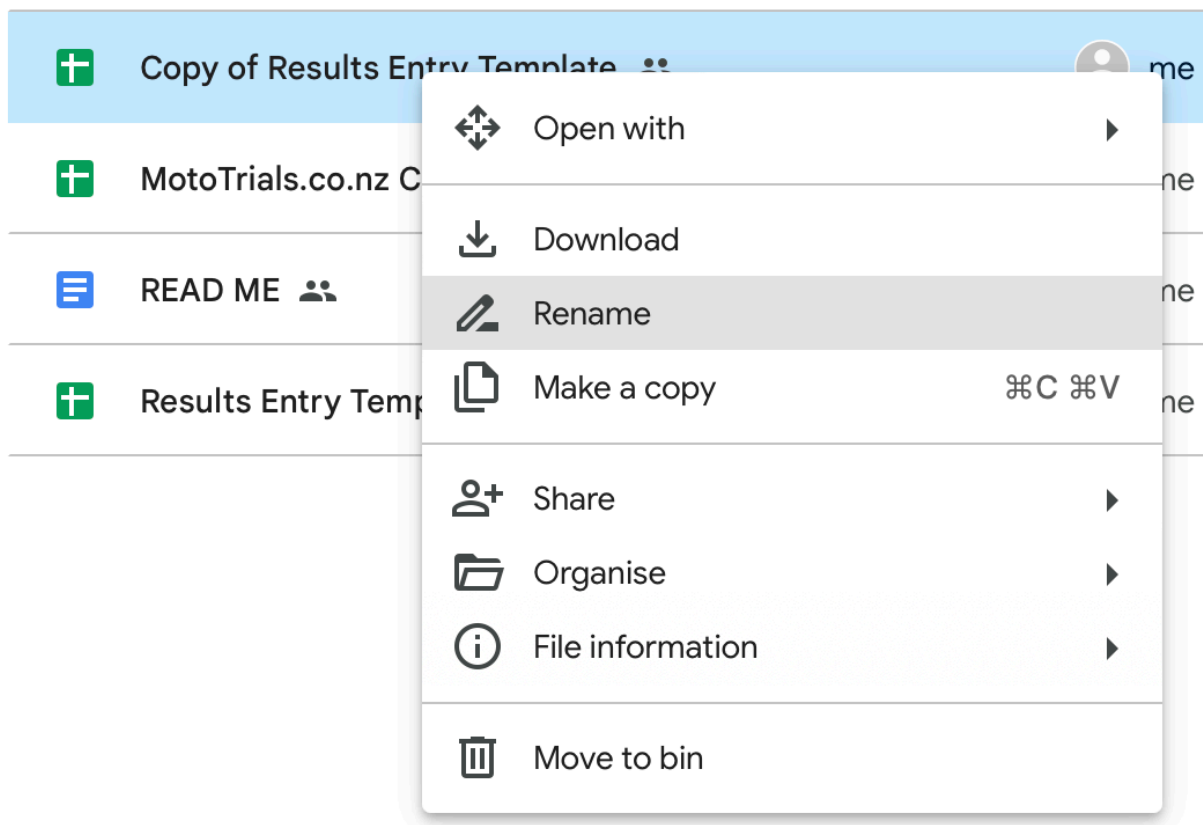
1. Navigate to the google drive folder that TRAILS.NZ provided you. You will find several files, these are your templates.

Name	↑	Owner
	2023	 me
	MotoTrials.co.nz Converter 	 me
	READ ME 	 me
	Results Entry Template 	 me


2. Make a copy of the “Results Entry Template” by right clicking and clicking “Make a copy”



3. When the copy is made, right click it and “Rename” it with the date and Trial name. “28.8.23 - Ixion Club Trial August” for example.



7. Use the drop down to select which grade a rider is in.



8. Enter relevant classes into the classes field. You must follow the examples provided below. They must be spelt as below.

Use “Expert (Champs)” for the “Open” Class.

Ill get around to changing that sometime, for now use “Expert (Champs)”.

Class Examples:
Air Cooled, Vets 1
Minis 3, Girls
Twin Shock, Woman, Vets 1
Accepted Classes:
Expert (Champs)
Vets 1
Vets 2
Junior
Woman
Air Cooled
Twin Shock
Side Chair
Girls
Minis 1
Minis 2
Minis 2

9. Here is an example of correctly entered scores

Day	Name	Grade	Classes	Start Time	S.1 L.1	S.2 L.1	S.3 L.1	S.4 L.1	S.5 L.1	S.6 L.1	S.7 L.1	S.8 L.1	S.9 L.1	S.10 L.1	S.11 L.1	S.12 L.1	S.13 L.1	S.14 L.1	S.15 L.1	L1 Total	S.1 L.2	S.2 L.2	S.3 L.2	S.4 L.2	S.5 L.2	S.6 L.2	S.7 L.2	S.8 L.2	S.9 L.2	
Day 1	John Smith	(1) Orange	Experts (Champs), Vets1	09:30	0	1	0	1	0	0	3	0	2	0	0	0	0	0	0	7	0	0	0	0	1	0	0	1	0	2
Day 1	Grant Thwaites	(3) Yellow		09:30	1	0	1	0	0	2	3	0	3							10	0	0	0	0	0	5	0	0	2	
Day 1	Colin Downs	(3) Yellow		09:30	0	0	2	0	1	0	3	0	3							9	0	0	5	0	1	0	0	5	5	
Day 1	Jeff Grey	(4) Green		09:30	0	0	5	0	1	0	0	0	5							11	0	0	0	0	3	0	3	0	5	
Day 1	Hamish Mark	(6) White		09:30	0	0	0	0	0	0	0	0	0							0	0	0	0	0	0	0	0	0	0	
Day 1	Alexsey Mark	(6) White	Junior	09:30	0	0	1	5	1	0	3	0	0							10	0	5	0	5	0	1	1	1	1	
Day 1	Heather Gilbert	(6) White		09:30	2	5	0	1	5	0	5	5	5							28	0	3	2	1	2	0	5	5	5	
Day 1	Oscar Gilbert	(5) Blue	Junior	09:30	0	0	0	0	3	0	0	2	0							5	0	0	0	0	2	0	2	1	2	
Day 1	Lisa Evans	(5) Blue		09:30	0	0	0	0	2	1	0	0	0							3	1	0	0	0	1	0	0	1	0	
Day 1	Warick Merriman	(5) Blue		09:30	0	0	0	0	0	0	0	0	0							0	0	0	0	0	0	0	0	0	0	
Day 1	Matthew Farrell	(4) Green		09:30	0	0	0	0	5	0	1	3	0							9	0	0	1	0	2	0	0	2	0	
Day 1	Colin Godsell	(3) Yellow		09:30	0	0	1	0	1	0	1	0	5							8	0	0	1	0	1	5	1	0	0	
Day 1	Terry Williamson	(4) Green		09:30	0	0	0	0	0	0	0	1	5							6	1	0	1	0	1	0	0	0	3	
Day 1	Jim Henderson	(5) Blue		09:30	0	0	0	0	0	0	0	0	0							0	0	0	0	0	0	0	0	0	0	
Day 1	Lewis Speedy	(5) Blue		09:30	0	0	1	0	2	0	1	0	3							7	0	0	1	0	2	1	1	0	0	
Day 1	Kevin Gundry	(3) Yellow		09:30	0	0	2	0	1	5	3	0	5							16	0	0	1	0	1	1	0	0	3	
Day 1	Neil McCabe	(5) Blue		09:30	0	0	1	0	5	0	0	0	0							6	0	0	0	0	1	1	0	0	0	
Day 1	Nikita S	(5) Blue		09:30	5	1	1	0	5	5	2	5	5							29	0	2	5	5	5	2	5	2	5	
Day 1	Daniel Hill	(4) Green		09:30	1	0	0	0	0	1	0	0	3							5	0	0	0	0	0	0	0	0	3	
Day 1	Elliot Kent	(3) Yellow		09:30	0	0	0	0	2	0	1	0	5							8	0	0	0	0	0	0	0	0	1	
Day 1	Phil Shilton	(2) Red		09:30	0	0	0	0	5	0	2	0	5							12	1	1	5	0	0	5	0	5	1	
Day 1	Nigel Shilton	(4) Green		09:30	0	0	0	0	0	0	0	3								3	0	0	0	0	0	0	1	0	0	
Day 1	Paul Symons	(4) Green		09:30	0	0	0	0	1	0	0	0	0							1	0	0	0	0	0	0	0	0	0	
Day 1	Mark Patterson	(4) Green		09:30	0	0	5	0	0	0	0	0	0							5	0	0	0	0	0	0	0	0	5	
Day 1	James Snowden	(3) Yellow		09:30	0	0	0	1	0	5	3	0	5							14	0	0	1	0	0	0	0	0	2	
Day 1	Ian Bull	(5) Blue		09:30	1	3	0	0	0	0	2	5								11	0	0	1	0	0	0	0	0	3	
Day 1	Shane Ace	(4) Green		09:30	0	0	0	0	0	0	0	0	1							1	0	0	0	0	0	0	0	0	1	

10. Fill out the event details page and tell Harry that you're done!

Event Details			Hints	
Mini Days	<input type="text" value="1"/>		How Many days are the minis riding?	
Day 1	<input type="text" value="10"/>	Day 2	Day 3	
Mini Sections	<input type="text" value="10"/>	<input type="text" value="10"/>	<input type="text" value="10"/>	How many sections per day - leave blank for none
Mini Laps	<input type="text" value="3"/>	<input type="text" value="3"/>	<input type="text" value="3"/>	How many laps on each day - leave blank for none
Mini Start Time	<input type="text" value="10:40"/>		24:00 Format Please	
Mini End Time	<input type="text" value="15:00"/>		24:00 Format Please	
Senior Days	<input type="text" value="1"/>		How Many days are the seniors riding?	
Day 1	<input type="text" value="10"/>	Day 2	Day 3	
Senior Sections	<input type="text" value="10"/>	<input type="text" value="10"/>	<input type="text" value="10"/>	How many sections per day - leave blank for none
Senior Laps	<input type="text" value="3"/>	<input type="text" value="3"/>	<input type="text" value="3"/>	How many laps on each day - leave blank for none
Senior Start Time	<input type="text" value="10:40"/>		24:00 Format Please	
Senior Finish Time	<input type="text" value="15:00"/>		24:00 Format Please - Time penalties applied based on the entered time.	
Rules	<input type="text" value="Club"/>		Champs rules include all champs only rules in the MNZ rule book.	
Calculator Mode	<input type="text" value="Club - No champs points"/>		Select Club for a 1 Day ride, Individual rounds for rounds in a series, and 3 day Champs for a 3 day championship	
Day 1	<input type="text" value="10"/>	Day 2	Day 3	
Lowest Available Grade Senior	<input type="text" value="(6) White"/>	<input type="text" value="(6) White"/>	<input type="text" value="(6) White"/>	What is the lowest available grade available on this day for seniors?
Lowest Available Grade Minis	<input type="text" value="(9) Blue - Minis"/>	<input type="text" value="(9) Blue - Minis"/>	<input type="text" value="(9) Blue - Minis"/>	What is the lowest available grade available on this day for minis?

If its only a one day event, no need to fill the details for days 2 and 3.

If using the Minis classes (which will be ranked in VCS) be sure to enter the amounts of laps and sections for those riders also, even if the same.

More over page

Official Start and Finish Times:

Important! These times are used for all time based penalties.

Rules:

Selecting “Club” rules, does NOT turn on championship only rules.

Selecting “Championship” Rules turns on rule 23.44b requiring less than 80% failed sections to be classed as a finisher, and Rule 23.33, Riders must attempted more that 80% of sections to be a finisher.

Calculator mode:

Selecting “Club” will not give championship points.

Selecting “Champs VCS Only” will give championship points to only VCS grades.

Selecting “Champs Grades Only” will give championship points to only grades.

Selecting “Champs VCS and Grade” will give championship points to BOTH VCS classes and Grades. This is the preferred option for the community, giving awards to the winners of grade while also running the VCS system.

Lowest Available Grade:

Please select the lowest available grade, those in this grade are NOT subject to rule 23.44b which requires less than 80% failed sections to classify as a finisher.